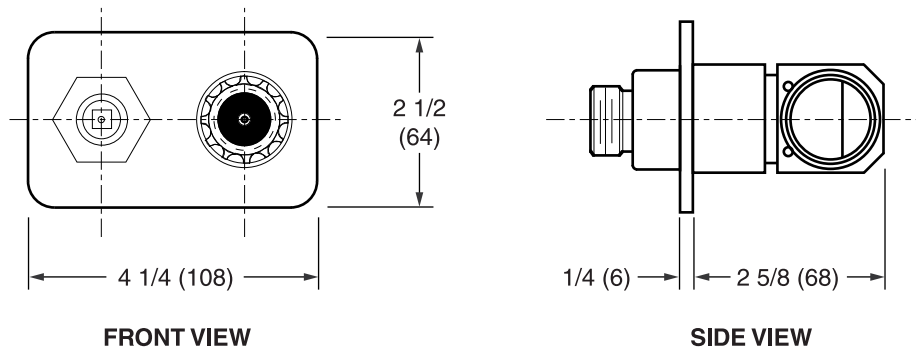


NARROW WALL WARM CLIMATE HYDRANT

EXPOSED HOSE CONNECTION WITH INTEGRAL VACUUM BREAKER

FUNCTION: For installation in interior or exterior walls of building where an exposed hose connection is acceptable and there is no danger of freezing. Hydrant features an integral type vacuum breaker. Removable key prevents unauthorized use.

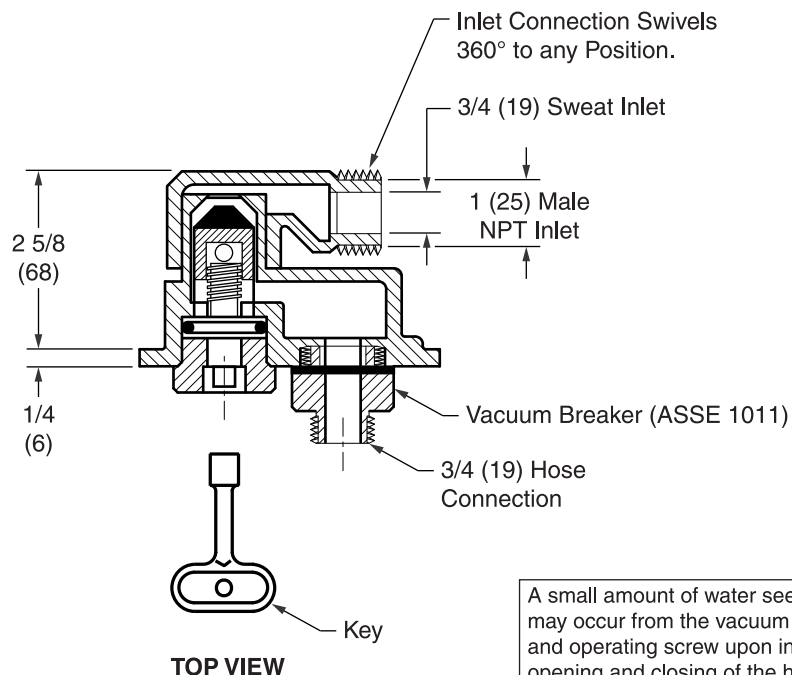


NOTES:

1. Recommended wall opening:
2 (51) x 3 3/4 (95).
2. All hydrants are
manufactured with "NO LEAD"
brazing rings and USDA
approved lubricants.
3. The AB1953, California Lead Law,
and NSF/ANSI Standard 61-2008 -
Drinking Water System Components
are not applicable to hydrants as
they do not convey/dispense water
for human consumption through
drinking or cooking.
4. Dimensions shown in parentheses are in
millimeters.
5. FOR IRRIGATION PURPOSES ONLY.

REGULARLY FURNISHED:

All Bronze Warm Climate Hydrant with
Chrome Plated Face, Hose Connection
and Integral ASSE 1011 Vacuum Breaker,
360° Swivel Inlet Connection and "T"
Handle Key.

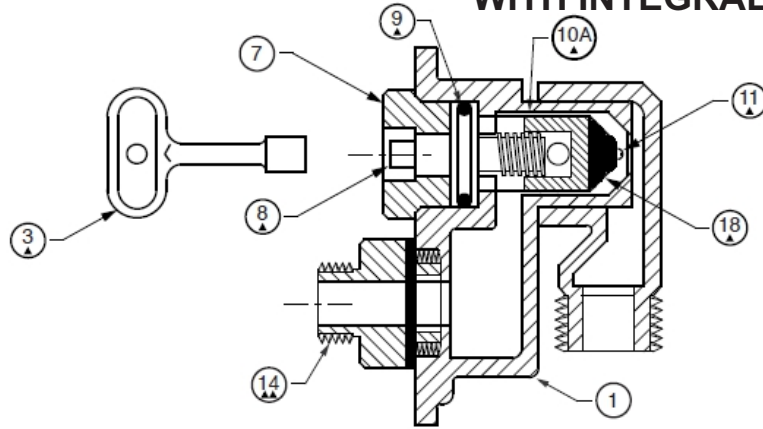


A small amount of water seepage
may occur from the vacuum breaker
and operating screw upon initial
opening and closing of the hydrant.
This is normal operation.

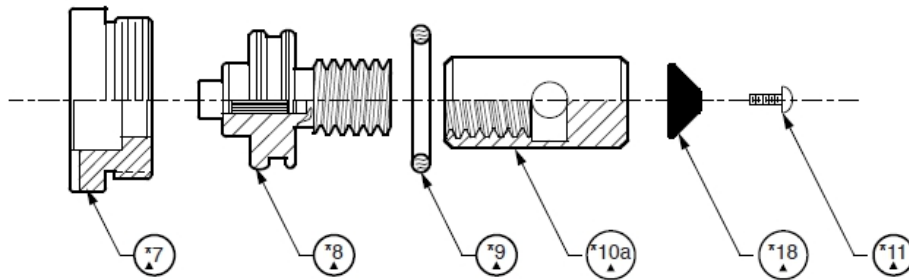
FIG. M-3618

Please visit www.murdockmfg.com
for most current specifications.

Hydrant Part List EXPOSED HOSE CONNECTION WITH INTEGRAL VACUUM BREAKER



▲▲ THESE REPLACEMENT PARTS AVAILABLE IN HPRK-18VB



▲ THESE REPLACEMENT PARTS AVAILABLE IN HPRK-18

MAINTENANCE INSTRUCTIONS:

1. Shut off water supply.
2. Remove face nut.
3. Pull stem out for complete access to all working parts.
4. Check all working parts for replacement.
5. Replace complete stem assembly and face nut.

HYDRANT PARTS LIST

No.	Description	No.	Description
1	Head/Casing Assembly	10a	Coupling
3	Key	11	Washer Screw
7	Face Nut	14	Vacuum Breaker
8	Operating Screw	18	Plunger Washer
9	Operating Screw "O" Ring		

* These Parts are accessible from face of hydrant by removing face nut.

ONE YEAR LIMITED WARRANTY - Parts are warranted for one (1) year from date of shipment.

SELECTION SUMMARY & APPROVAL FOR MANUFACTURING

All dimensions are subject to manufactures tolerance of plus or minus 1/2" nominal and subject to change without notice. Murdock Mfg. assumes no responsibility for use of void or superseded data. Dimensions may change with the addition of optional accessories. Murdock Mfg.™, Member of Morris Group International™. Please visit www.Murdockmfg.com for most current specifications.

Model Numbers & Options _____ Quantity _____
 Company _____ Date _____
 Contact _____ Title _____
 Approval for Manufacturing/Signature _____