



HYDRANTS

Flush Box Hydrant

MODEL M-477

3/4" FREEZE RESISTANT,
FLUSH-MOUNTED BOX HYDRANT
WITH HINGED LID

STANDARD FEATURES

Model M-477 box hydrant provides water access that is inconspicuous and unobtrusive. The top of the unit is installed flush with the surrounding surface, and all working parts are located below grade. The hydrant may be installed in pavement, sod or concrete. The unit is furnished with a hinged lid, which is opened for access to the hose outlet and closed when not in use. A loose key serves to operate the hydrant. To provide freeze resistant functionality, the valve is located under ground at the specified depth of bury. The hydrant box and lid are bronze castings, and the bottom connection, valve and 3/4" NPS hose outlet are lead-free solid-brass castings. Field serviceable parts are easily accessible.

SUGGESTED SPECIFICATIONS

Hydrant shall be Murdock-Super Secur model M-477 freeze resistant box hydrant.

Unit is to be installed with top of unit flush with surrounding surface and shall be furnished with hinged lid.

Valve shall be located under ground at specified depth of bury to ensure freeze resistant capability.

Hydrant box and lid shall be fabricated of heavy-duty, bronze castings.

Valve, stirrup and hose outlet shall be fabricated of lead-free solid-brass castings. All solid-brass castings shall conform to ASTM standards B61 and B62. Lead-free castings are used in all waterways.


Outer casing and internal water supply line shall be fabricated of steel pipe.

Hydrant shall consist of internal supply line and a surrounding outer casing pipe for protection of waterway.

Cast-aluminum key shall be furnished loose. Key shall be used to operate hydrant.

Unit shall be furnished with 3/4" NPT female water supply connection.

Contractor shall ensure that hydrant is installed properly.



☐ **Standard Model:** M-477

DEPTH OF BURY (additional costs may be incurred)

- | | |
|---|---|
| <input type="checkbox"/> 2 ft. (61 cm) | <input type="checkbox"/> 5 ft. (152.4 cm) |
| <input type="checkbox"/> 3 ft. (91.4 cm) | <input type="checkbox"/> 6 ft. (182.9 cm) |
| <input type="checkbox"/> 4 ft. (121.9 cm) | <input type="checkbox"/> Other _____ |

OPTIONS (additional costs may be incurred)

NONE

Please visit www.murdock-supersecur.com
for most current specifications.

MURDOCK-SUPER SECUR A Member of Acorn Engineering's Family of Companies
15125 Proctor Avenue • City of Industry, CA 91746 USA • Phone 800-591-9880 or 626-333-2543 • Fax 626-855-4860

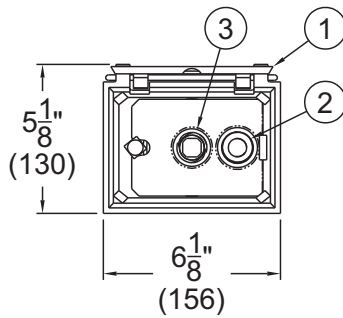


HYDRANTS

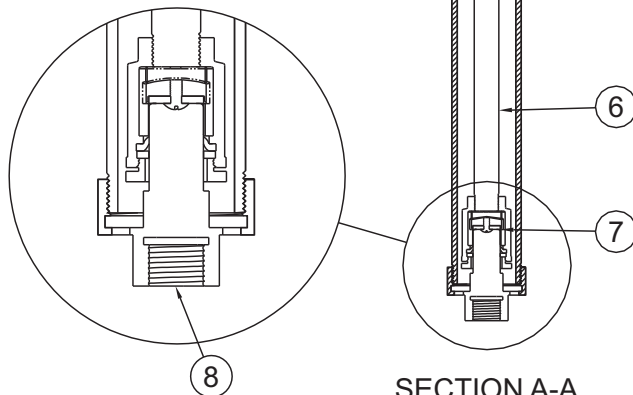
Flush Box Hydrant

MODEL M-477

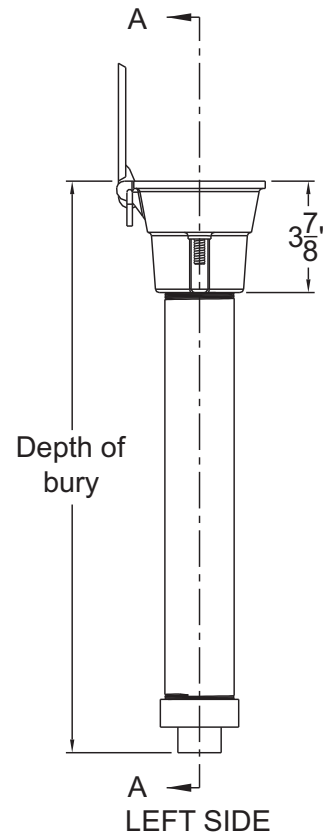
3/4" FREEZE RESISTANT, FLUSH-MOUNTED
BOX HYDRANT WITH HINGED LID



TOP



SECTION A-A



LEFT SIDE

- | | | |
|---------------------------------|---------------------------------|------------------------------------|
| ① PLAIN HINGED LID | ④ BRONZE STREET WASHER BOX | ⑥ WATER SUPPLY LINE |
| ② 3/4" HOSE THREAD BRASS NOZZLE | ⑤ GALVANIZED STEEL OUTER CASING | ⑦ VALVE |
| ③ STIRRUP | | ⑧ 3/4" FEMALE NPT BRASS CONNECTION |

ONE YEAR LIMITED WARRANTY - Parts are warranted for one (1) year from date of shipment.

SELECTION SUMMARY & APPROVAL FOR MANUFACTURING

*All dimensions are nominal and subject to manufacturer's change without notice.
Murdock-Super Secur assumes no responsibility for use of void or suspended data.
© Copyright 2009, Murdock-Super Secur, a division of Acorn Engineering Company.
Please visit www.murdock-supersecur.com for most current specifications.*

Model Numbers & Options _____ Quantity _____
Company _____ Date _____
Contact _____ Title _____
Approval for Manufacturing/Signature _____