



HYDRANTS

Flush Box Hydrant

MODEL M-V475

3/4" FREEZE RESISTANT,
FLUSH-MOUNTED BOX HYDRANT
WITH HINGED LID AND VACUUM BREAKER

STANDARD FEATURES

Model M-V475 box hydrant provides water access that is inconspicuous and unobtrusive. The top of the unit is installed flush with the surrounding surface, and all working parts are located below grade. The hydrant may be installed in pavement, sod or concrete. The unit is furnished with a hinged lid, which is opened for access to the hose outlet and closed when not in use. A loose key serves to operate the hydrant. To provide freeze resistant functionality, the valve is located under ground at the specified depth of bury. The hydrant box and lid are iron castings, and the bottom connection, valve and hose outlet are solid-brass castings. Brass vacuum breaker is code-approved and non-removable. Field serviceable parts are easily accessible.

SUGGESTED SPECIFICATIONS

Hydrant shall be Murdock-Super Secur model M-V475 freeze resistant box hydrant.

Unit is to be installed with top of unit flush with surrounding surface and shall be furnished with hinged lid.

Valve shall be located under ground at specified depth of bury to ensure freeze resistant capability.

Hydrant box and lid shall be fabricated of heavy-duty, grey iron castings. Box and lid shall be finished with a heavy coat of oil-based black enamel.

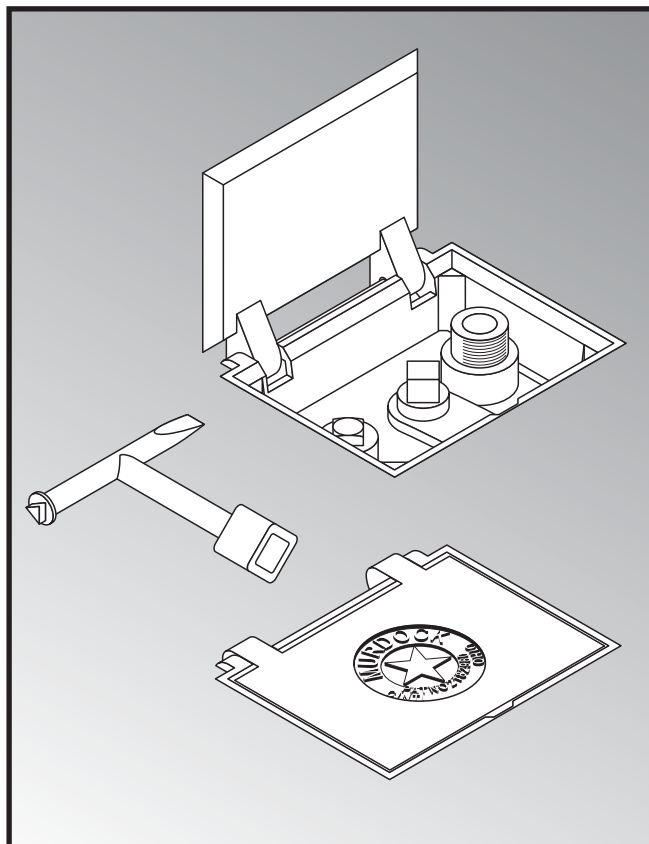
Valve, stirrup and hose outlet shall be fabricated of solid-brass castings. All solid-brass castings shall conform to ASTM standards B61 and B62. Lead-free castings are used in all waterways.

Outer casing and internal water supply line shall be fabricated of steel pipe.

Cast-aluminum key shall be furnished loose. Key shall be used to operate hydrant.

Unit shall be furnished with 3/4" union water supply connection.

Contractor shall ensure that hydrant is installed properly.



☐ Standard Model: M-V475

DEPTH OF BURY (additional costs may be incurred)

- | | |
|---|---|
| <input type="checkbox"/> 2 ft. (61 cm) | <input type="checkbox"/> 5 ft. (152.4 cm) |
| <input type="checkbox"/> 3 ft. (91.4 cm) | <input type="checkbox"/> 6 ft. (182.9 cm) |
| <input type="checkbox"/> 4 ft. (121.9 cm) | <input type="checkbox"/> Other _____ |

OPTIONS (additional costs may be incurred)

NONE

Please visit www.murdock-supersecur.com
for most current specifications.

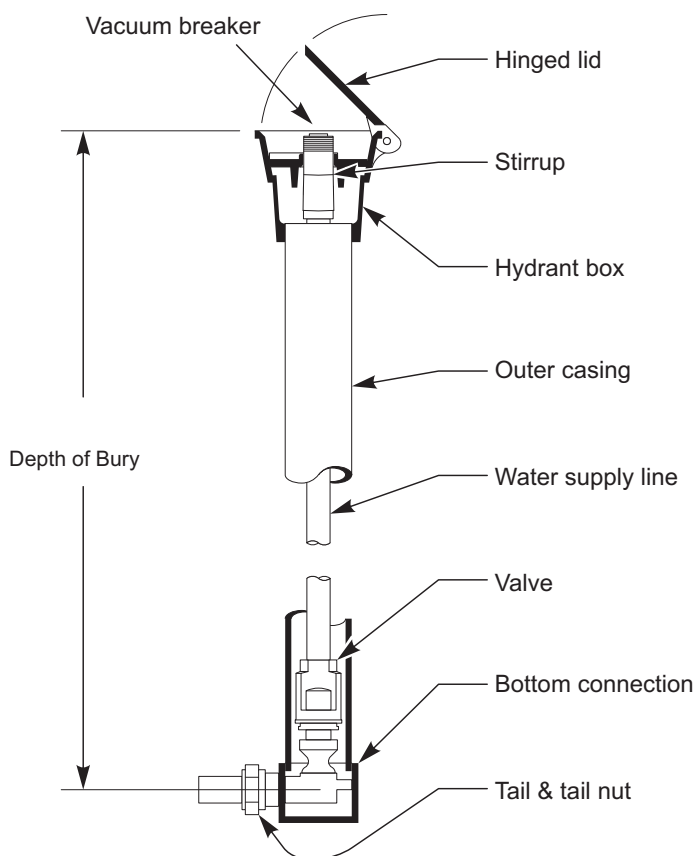
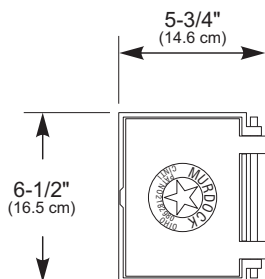


H Y D R A N T S

Flush Box Hydrant

MODEL M-V475

**3/4" FREEZE RESISTANT, FLUSH-MOUNTED
BOX HYDRANT WITH HINGED LID
AND VACUUM BREAKER**



ONE YEAR LIMITED WARRANTY - Parts are warranted for one (1) year from date of shipment.

SELECTION SUMMARY & APPROVAL FOR MANUFACTURING

All dimensions are nominal and subject to manufacturer's change without notice. Murdock-Super Secur assumes no responsibility for use of void or suspended data.
© Copyright 2008, Murdock-Super Secur, a division of Acorn Engineering Company. Please visit www.murdock-supersecur.com for most current specifications.

Model Numbers & Options _____ Quantity _____
Company _____ Date _____
Contact _____ Title _____
Approval for Manufacturing/Signature _____

MURDOCK-SUPER SECUR A Member of Acorn Engineering's Family of Companies
15125 Proctor Avenue • City of Industry, CA 91746 USA • Phone 800-453-7465 or 626-333-2543 • Fax 626-855-4860